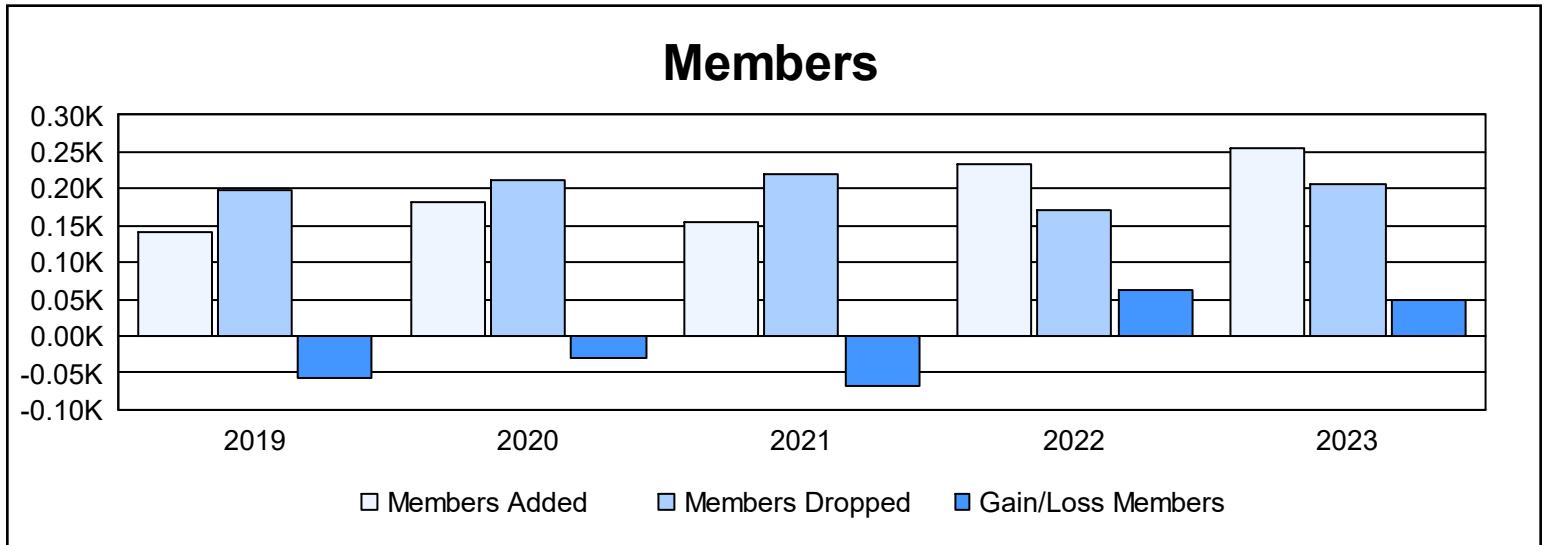
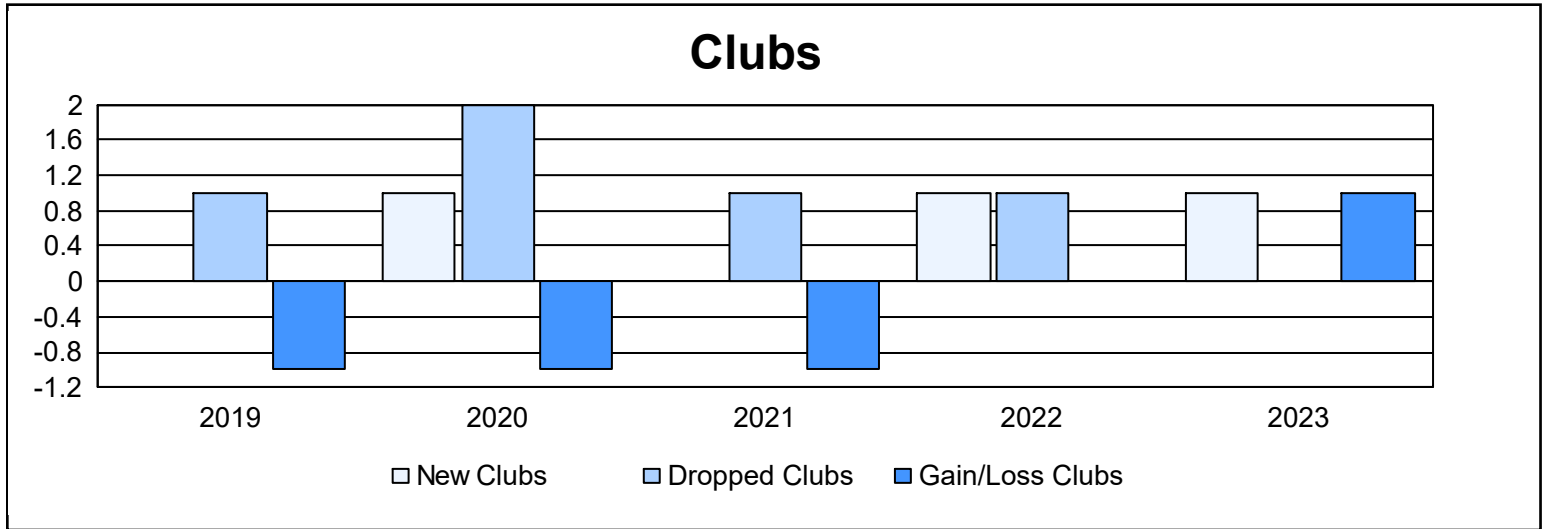
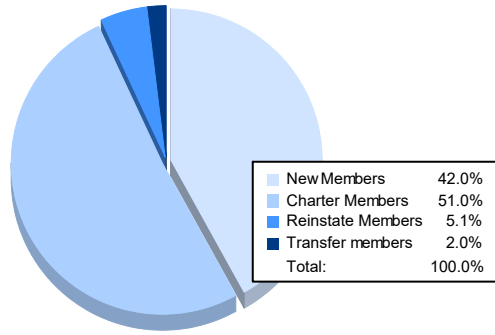


Year	New Clubs	Dropped Clubs	Gain/ Loss Clubs	New Members	Charter Members	Reinstate Members	Transfer Members	Total Member Added	Total Members Dropped	Gain/ Loss Members
2018-2019	0	1	-1	110	0	21	9	140	197	-57
2019-2020	1	2	-1	115	36	18	13	182	212	-30
2020-2021	0	1	-1	114	6	12	22	154	221	-67
2021-2022	1	1	0	174	32	6	21	233	170	63
2022-2023	1	0	1	107	130	13	5	255	205	50
<b>Average</b>	<b>1</b>	<b>1</b>	<b>0</b>	<b>124</b>	<b>41</b>	<b>14</b>	<b>14</b>	<b>193</b>	<b>201</b>	<b>-8</b>



### Membership Composition June 2023 Cumulative



### Gender Composition June 2023 Cumulative

